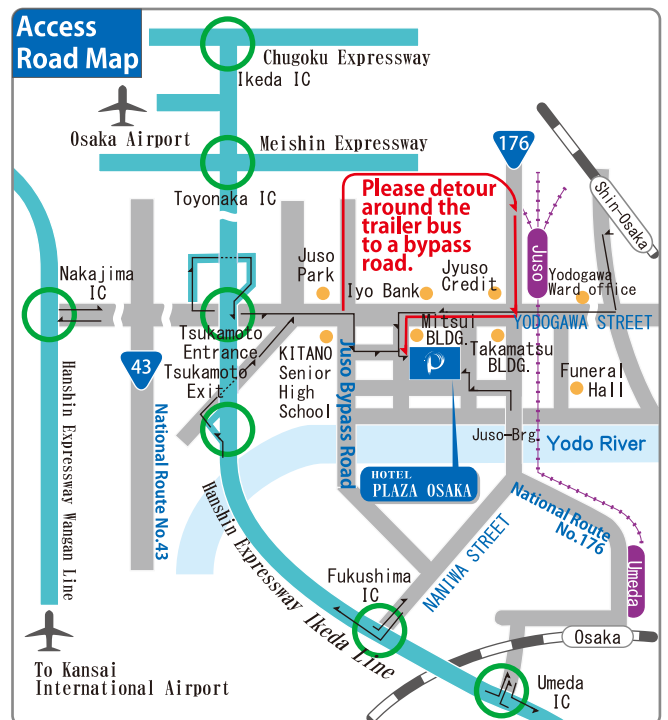
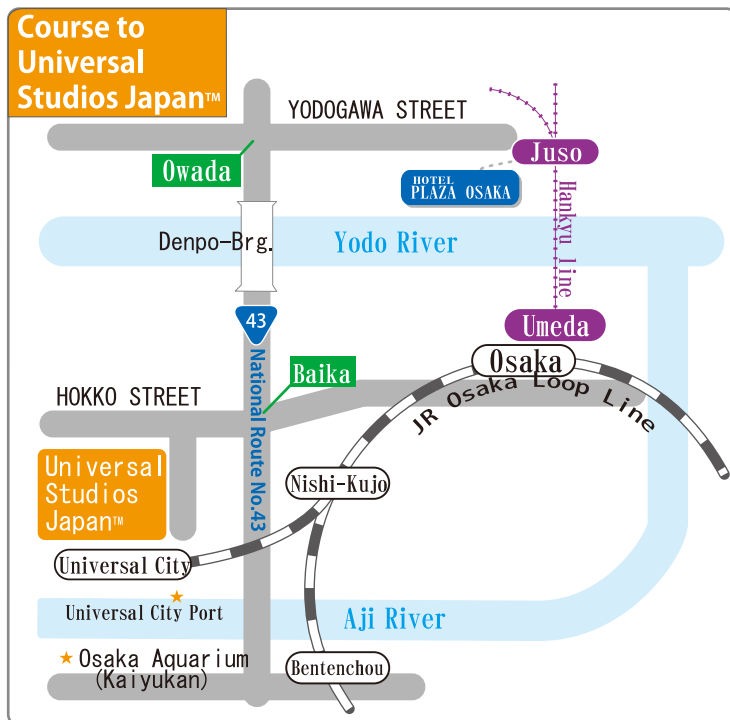
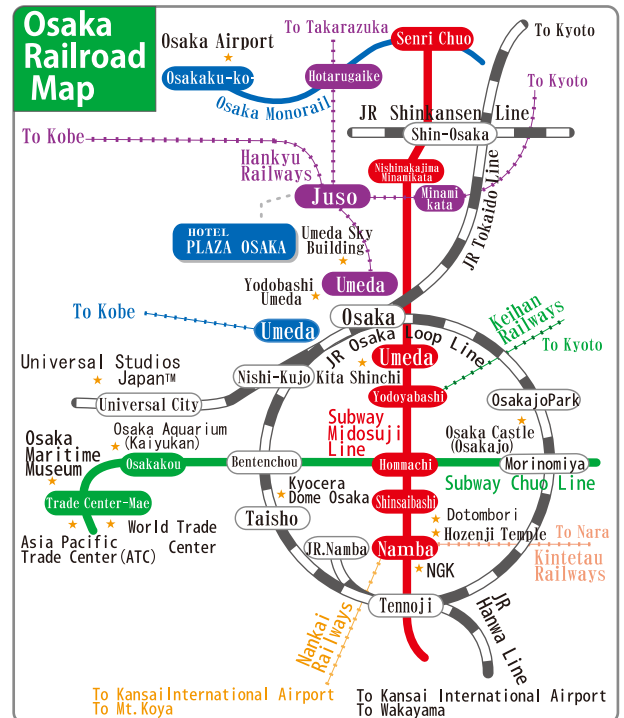
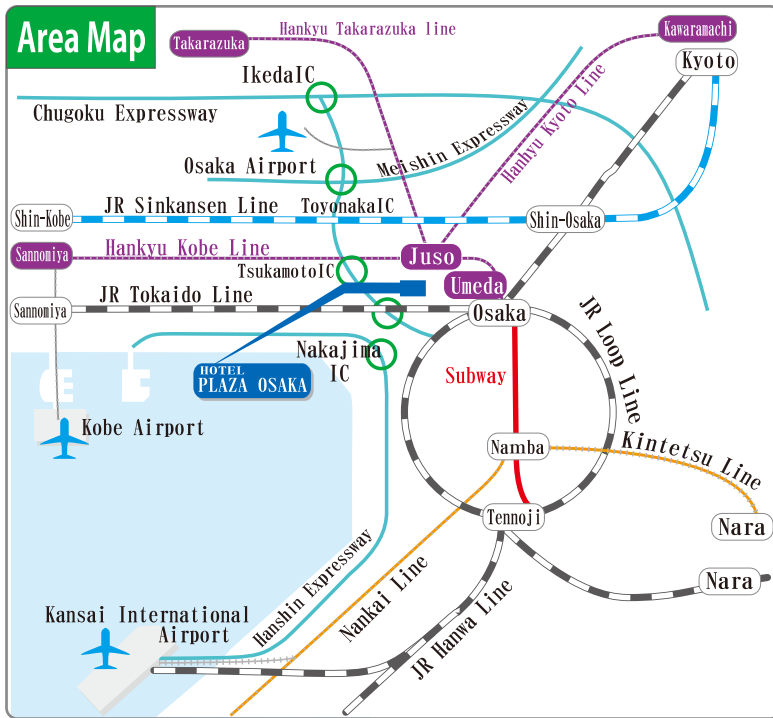


# Traffic / Transfer Guidance



## ACCESS in the public transport

### Kansai International Airport Train or Limousine

- JR <Kansai Airport Station > (About 65 minutes with Kansai Airport express train) → <Osaka Station > → Hankyu Line <Umeda Station > → <Juso Station > **About 85minutes 1,270yen**
- Kansai Airport limousine → (About 60 minutes) → <Osaka Station > → Hankyu Line <Umeda Station > → <Juso Station > **About 80minutes 1,650yen**

### Osaka Airport (Itami) About 40minutes 420yen

Osaka monorail <Osaka Airport Station > → <Hotarugaik Station > → Hankyu Takarazuka Line → <Juso Station >

### Kobe Airport About 60minutes 630yen

Kobe Port Liner <Kobe Airport Station > → <San-nomiya Station > → Hankyu Kobe Line → <Juso Station >

### Shin-Osaka Station About 20minutes 310yen

JR <Shin-Osaka Station > → <Osaka Station > → Hankyu Line <Umeda Station > → <Juso Station >

### Namba (Dotombori) About 25minutes 380yen

Subway Midosuji Line <Namba Station > → <Umeda Station > → Hankyu Line <Umeda Station > → <Juso Station >

### Universal Studios Japan™ About 30minutes 320yen

Universal Studios Japan → JR <Universal city Station > → <Osaka Station > → Hankyu Line <Umeda Station > → <Juso St. >

Time and the rate of mention are things of the points in time in October, 2010.